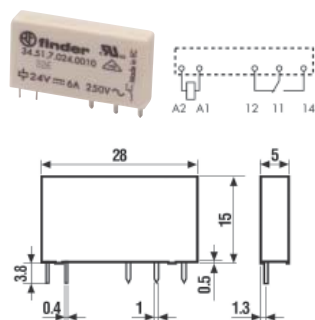


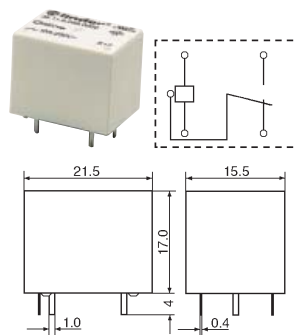
## Power Relays



### F 34.51 SERIES



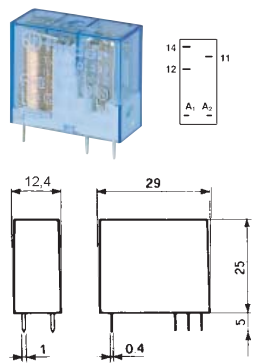
### F 36.11 SERIES



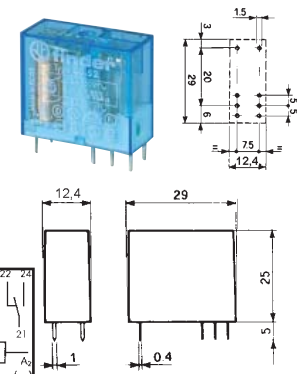
Technical Parameters	F 34.51	F 36.11
Contacts Type	SPDT	SPDT
Max. Switching Current	6 A	10 A
Max. Switching Voltage	250 VAC	250 VAC
Max. Switching Power	1500 VA	2500 VA
Insulating Voltage	6000 VAC	4000 VAC
Operate/Release Time	5 ms / 3 ms	7 ms / 3 ms
Temperature Range	-40°C to +85°C	-40°C to +85°C
Mechanical Lifetime	10 mil. cycles	10 mil. cycles
Electrical Lifetime	60 000 cycles	100 000 cycles
Dimensions	28 x 5 x 15 mm	21,5 x 15,5 x 17,5 mm

Part No.	Ord. No.	Description
S F 34.51.7.012.0010	47738	12VDC 40R
S F 34.51.7.024.0010	51274	24VDC 350R
S F 36.11.9.003.0000	51022	3VDC 25R
S F 36.11.9.005.0000	51023	5VDC 70R
S F 36.11.9.012.0000	7995	12VDC 400R
S F 36.11.9.024.0000	8416	24VDC 600R

### F 40.31 SERIES



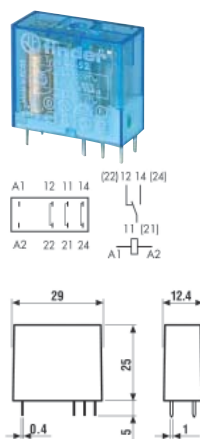
### F 40.52 SERIES



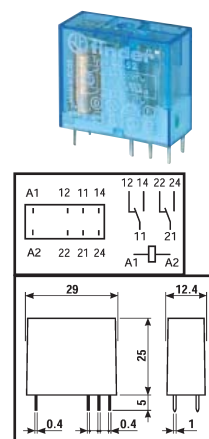
Technical Parameters	F 40.31	F 40.52
Contacts Type	SPDT	DPDT
Max. Switching Current	10 A	2 x 8 A
Max. Switching Voltage	400 VAC	250 VAC
Max. Switching Power	2000 VA	2000 VA
Insulating Voltage	6000 VAC	6000 VAC
Operate/Release Time	7 ms / 3 ms	7 ms / 3 ms
Temperature Range	-40°C to +85°C	-40°C to +85°C
Mechanical Lifetime	10 mil. cycles	10 mil. cycles
Electrical Lifetime	100 000 cycles	100 000 cycles
Dimensions	29 x 12,4 x 25 mm	29 x 12,4 x 25 mm

Part No.	Ord. No.	Description
S F 40.31.8.230.0000	6213	230VAC 28kR
S F 40.31.9.012.0000	6669	12VDC 220R
S F 40.31.9.024.0000	6670	24VDC 900R
S F 40.52.8.024.0000	7258	24VAC 900R
S F 40.52.8.230.0000	6673	230VAC 28kR
S F 40.52.9.005.0000	48512	5VDC 38R
S F 40.52.9.012.0000	4311	12VDC 220R
S F 40.52.9.024.0000	6672	24VDC 900R

### F 40.61 SERIES



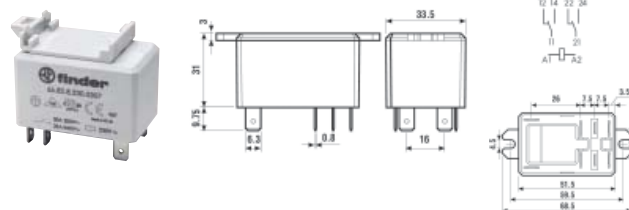
### F 44.62 SERIES



Technical Parameters	F 40.61	F 44.62
Contacts Type	SPDT	DPDT
Max. Switching Current	16 A	10 A
Max. Switching Voltage	400 VAC	500 VAC
Max. Switching Power	4000 VA	2500 VA
Insulating Voltage	6000 VAC	4000 VAC
Operate/Release Time	7 ms / 3 ms	8 ms / 5 ms
Temperature Range	-40°C to +85°C	-40°C to +85°C
Mechanical Lifetime	10 mil. cycles	20 mil. cycles
Electrical Lifetime	100 000 cycles	100 000 cycles
Dimensions	29 x 12,4 x 25 mm	29 x 12,4 x 25 mm

Part No.	Ord. No.	Description
S F 40.61.8.230.0000	6671	230V 28kR
S F 40.61.9.012.0000	4147	12VDC
S F 40.61.9.024.0000	4845	24VDC
O F 44.62.9.012.0000	54113	12VDC 220R
O F 44.62.9.024.0000	54642	24VDC 900R

### F 66.82 SERIES



Technical Parameters	F 66.82
Contacts Type	DPDT
Max. Switching Current	2 x 30 A
Max. Switching Voltage	400 VAC
Max. Switching Power	7500 VA
Insulating Voltage	6000 VAC
Operate/Release Time	8 ms / 15 ms
Temperature Range	-40°C to +70°C
Mechanical Lifetime	10 mil. cycles
Electrical Lifetime	100 000 cycles
Dimensions	51,5 x 33,5 x 31 mm

Part No.	Ord. No.	Description
O F 66.82.8.230.1000	52536	230VAC 4kR
O F 66.82.9.024.1000	52535	24VDC 340R