






Type 19



Type 319



Terminal blocks

to Type 19

- Type 09** page 92
- Type 13** page 95
- Type 49** page 92

to Type 319

- ASP045** page 46
- Type 313** page 95
- Type 314** page 96
- Type 349** page 93
- Type 350** page 93

Accessories

for Type 319

Coding set

700024 page 168
(coding without pole loss)

Description Type 19

Header, centerline 5 mm / 0.197 inches, vertical mounting, round contact pins 1.3 mm / 0.051 inches, open ends

Technical Data Type 19

V / A 300 / 15

V / A 300 / 15

250 V / 4 kV / 3 / 10 A
Insulation co-ordination according to IEC 664-1
Clearance and creepage distance ≥ 3.7 mm

| | |
|-------------------|--|
| Round contact pin | 1.3 mm / 0.051 in. |
| Round solder pin | 1 mm / 0.039 in. recommended pc board hole dia. 1.3 mm / 0.051 in. |
| Solder pin length | 5.2 mm / 0.205 in. |
| Pole size | 2 to 22 |
| Color | black |

Description Type 319

Header, centerline 5 mm / 0.197 inches, vertical mounting, square contact pins 1 mm / 0.039 inches, open ends

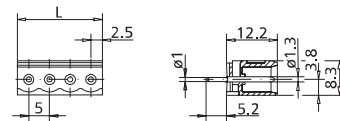
Technical Data Type 319

V / A 300 / 15

320 V / 4 kV / 3 / 10 A
Insulation co-ordination according to IEC 664-1
Clearance and creepage distance ≥ 4 mm

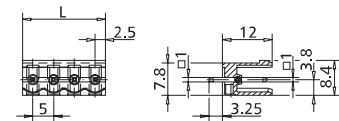
| | |
|--------------------|--|
| Square contact pin | 1 mm / 0.039 in. |
| Square solder pin | 1 mm / 0.039 in. recommended pc board hole dia. 1.5 mm / 0.059 in. |
| Solder pin length | 3.25 mm / 0.128 in. |
| Pole size | 2 to 24 |
| Color (standard) | black |
| Color (optional) | green |

Dimensions in mm 1 mm = 0.0394 in.



$L = (\text{pole size} - 1) \times \text{centerline} + 5 \text{ mm} / 0.197 \text{ in.}$

Dimensions in mm 1 mm = 0.0394 in.



$L = (\text{pole size} - 1) \times \text{centerline} + 5 \text{ mm} / 0.197 \text{ in.}$

Color Options

for Type 319

| | |
|---------------|------------------|
| Suffix | Color |
| -2 | black (standard) |
| -6 | green |

Please order header and terminal block in the same color.

Part numbers (P/N)

Type 19

centerline 5 mm / 0.197 inches

P/N 310191

Complete the part number by adding the pole size.

| | | | | | | | |
|----|----|----|----|----|----|----|----|
| | 02 | 03 | 04 | 05 | 06 | 07 | 08 |
| 09 | 10 | 11 | 12 | 13 | 14 | 15 | 16 |
| 17 | 18 | 19 | 20 | 21 | 22 | | |

Part numbers (P/N)

Type 319

centerline 5 mm / 0.197 inches

P/N 313191

Complete the part number by adding the pole size.

| | | | | | | | |
|----|----|----|----|----|----|----|----|
| | 02 | 03 | 04 | 05 | 06 | 07 | 08 |
| 09 | 10 | 11 | 12 | 13 | 14 | 15 | 16 |
| 17 | 18 | 19 | 20 | 21 | 22 | 23 | 24 |

- 02 Standard pole sizes
- 12 Available on demand.
Minimum order quantity 5000 poles per item.

- 02 Standard pole sizes
- 13 Available on demand.
Minimum order quantity 5000 poles per item.